

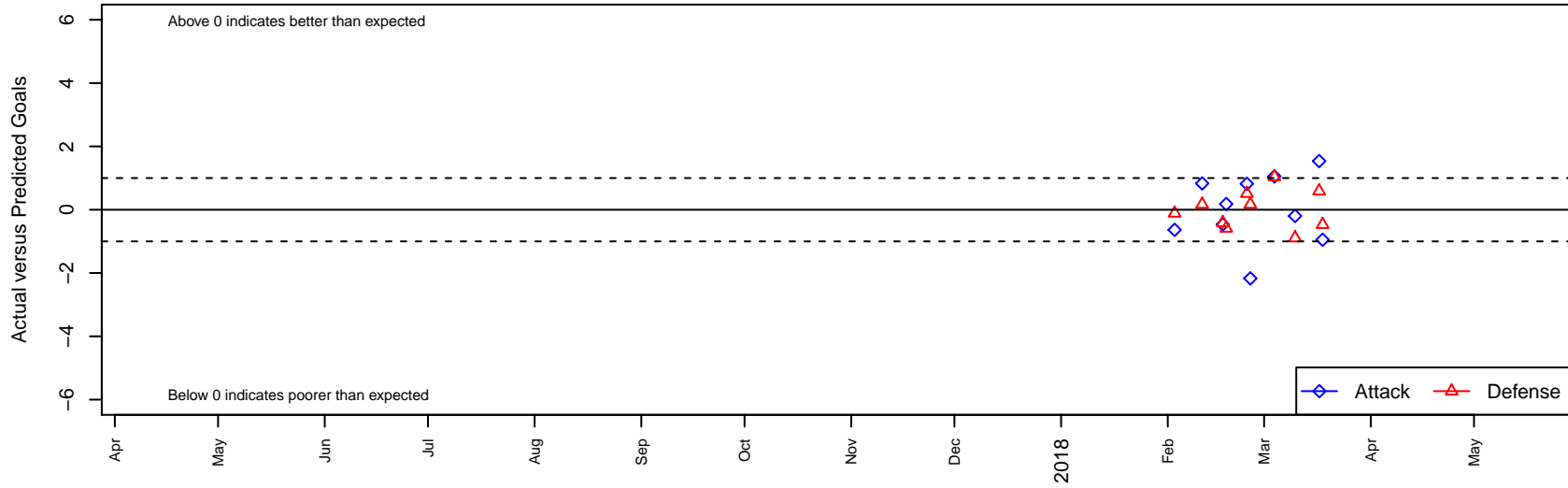
CSC Storm G01

Corvallis SC
Corvallis, OR
G01 total strength=1549
attack=12.39 defense=14.49
spr league = PTT Win G01 Div 1

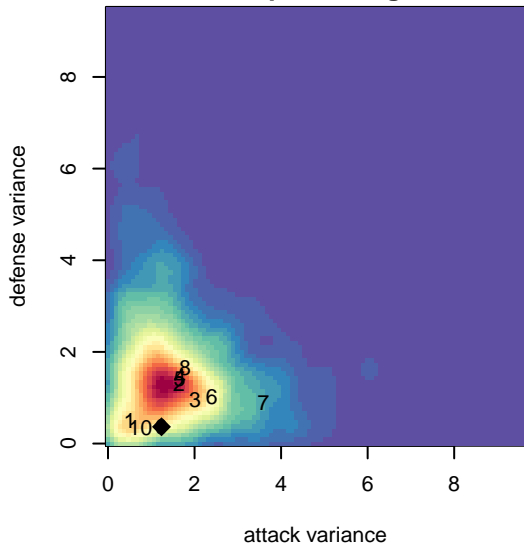
alt names used:

Venues played:
2017 PTT Winter G01 Division 1

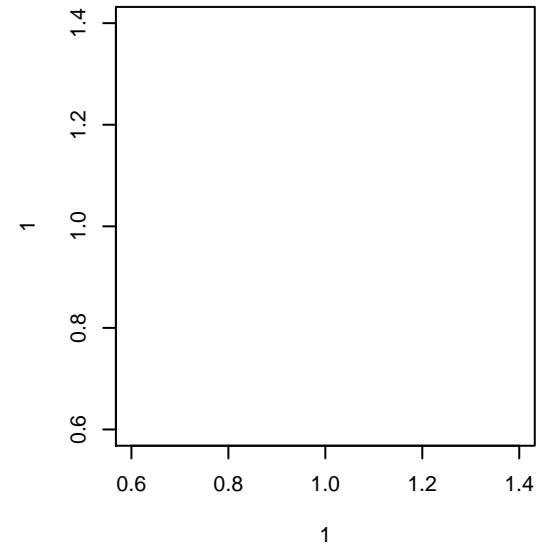
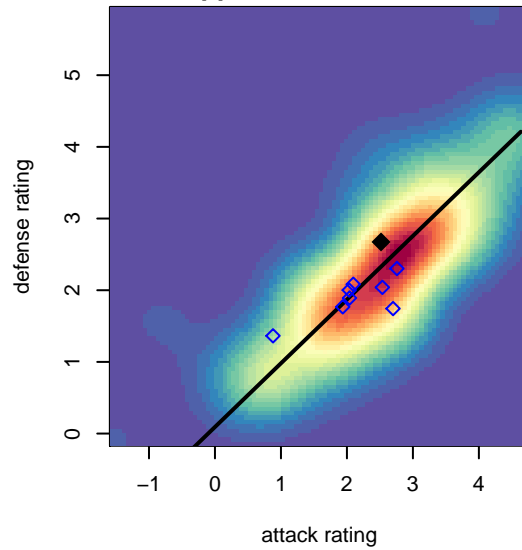
CSC Storm G01
Dots are actual minus expected GF (blue circles) and GA (red triangles).
Blue line is smoothed change in attack strength. Red is smoothed change in defense strength.



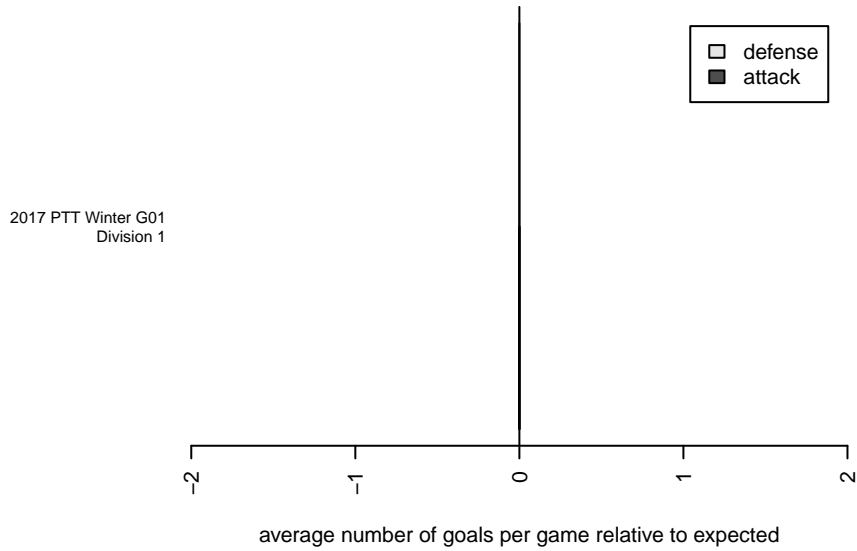
**attack and defense variance (black dot)
relative to other teams
and top 10 in region**



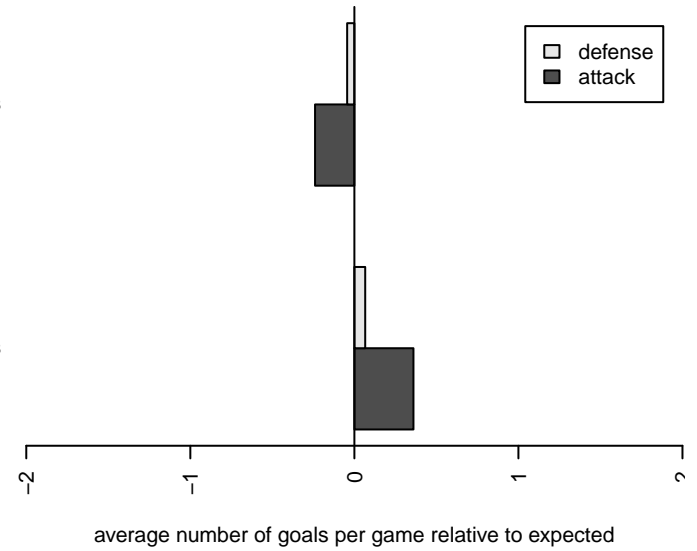
**attack and defense rating
relative to others at age
and all opponents in last 13 months**



Performance relative to 13 month average



Performance relative to 13 month average



date	home		away		venue	pred.home	pred.away
2018-03-18	CSC Storm G01	1	Westside Timbers Samba TS G01	1	2017 PTT Winter G01 Division 1	1.95	0.53
2018-03-17	FC Portland White G01	0	CSC Storm G01	3	2017 PTT Winter G01 Division 1	0.59	1.46
2018-03-10	Crossfire OR CUSC Red Power Rays G01	2	CSC Storm G01	1	2017 PTT Winter G01 Division 1	1.11	1.20
2018-03-04	CSC Storm G01	3	Pacific FC Blue G01	0	2017 PTT Winter G01 Division 1	1.95	1.04
2018-02-25	BSC Portland Black G01	0	CSC Storm G01	1	2017 PTT Winter G01 Division 1	0.17	3.17
2018-02-24	CSC Storm G01	3	PCU Red 2 G01	0	2017 PTT Winter G01 Division 1	2.18	0.51
2018-02-18	THUSC Xenon G01	1	CSC Storm G01	2	2017 PTT Winter G01 Division 1	0.41	1.82
2018-02-17	CSC Storm G01	1	FC Portland White G01	1	2017 PTT Winter G01 Division 1	1.46	0.59
2018-02-11	CSC Storm G01	4	BSC Portland Black G01	0	2017 PTT Winter G01 Division 1	3.17	0.17
2018-02-03	Crossfire OR Red G01	1	CSC Storm G01	1	2017 PTT Winter G01 Division 1	0.89	1.64